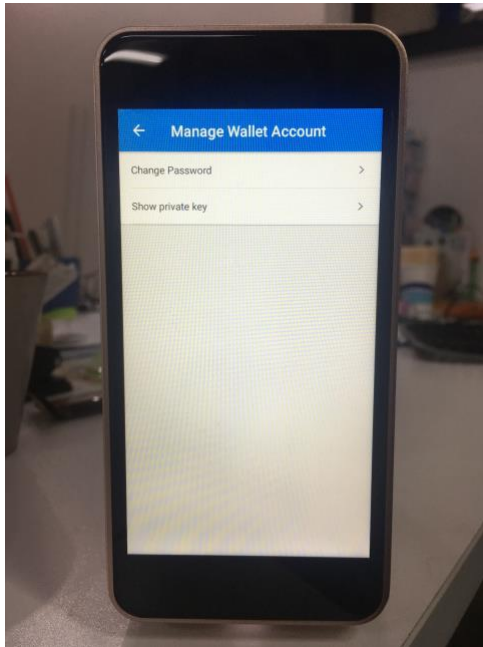




## Import a CMT Cube account into CMT Wallet (the private key method)

Before, during, and after this process, we would like to remind you to **ALWAYS** keep your private key safe.

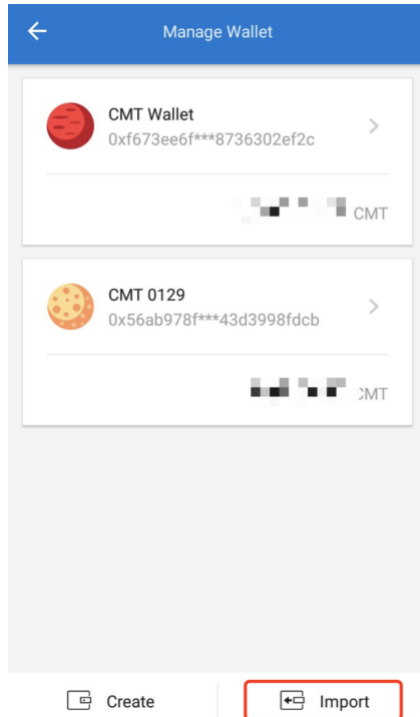
**On your CMT Wallet.**



Find your private key via “Manage Wallet Account > show private key”. You may be asked to enter your password. The private key is a long string you must write down or remember.

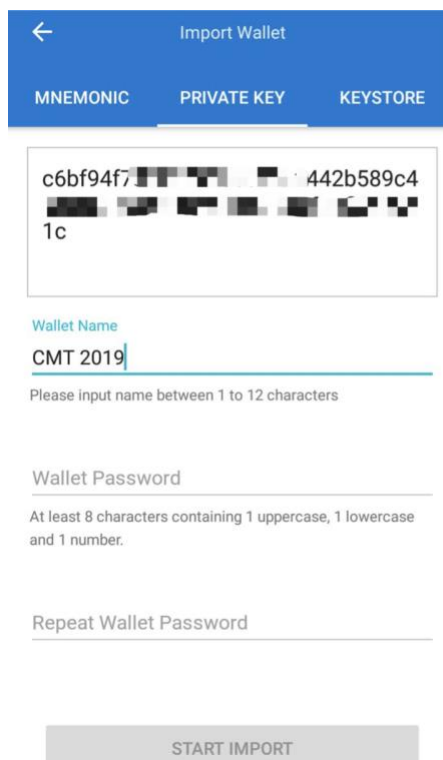


## On your CMT Wallet.



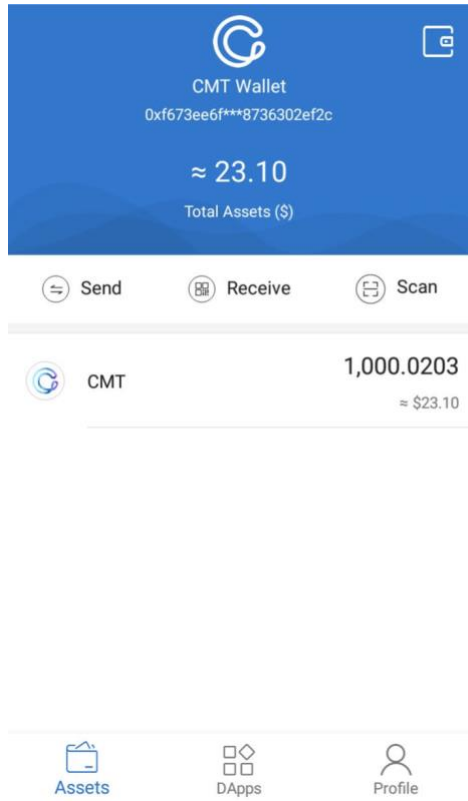
1

Select "Import" on the screen of "Manage Wallet".



2

Enter the private key of your CMT Cube Wallet during the import process.



After a successful import, you will be able to see the same amounts of CMTs on both your CMT Cube and CMT Wallet — they now point to the same account.

Note: Your staked CMTs show up as balance on your CMT Wallet but you cannot use them unless you unstake on the CMT Cube first.